

3. To know the rules of a game, click Help menu.
 (a) File (b) Help (c) Edit
4. Aero Peek feature lets you peek into the desktop.
 (a) Games (b) Aero Peek (c) Control Panel

B Very Short Answer Questions

1. Give two examples of the following :
 (a) desktop background
 (b) screen saver
 (c) Windows 7 games
2. What is context menu?

C Short Answer Questions

1. What is a screen saver?

2. What is the use of Control Panel?

D Long Answer Question

Write down the steps to change the desktop background of the Windows 7 desktop.

E Computer In Everyday Life

Ahana wants to be updated with weather forecast of some places around the world, on a regular basis. Which program should she use to add 'Weather' on her desktop?

F Value Corner

Rohan tries to play Purple Place during his lab time without his teacher's permission. Rohan thinks it to be a smart activity. What do you think of Rohan's action? Do you play games in your computer lab in the absence of your teacher or without her permission?



Exercises – Section-A

Think and Tell (Oral Questions)

1. How do you record a song in your voice?
2. What does the number of minutes specified in the Wait box of screen saver indicate?

Quiz

1. Name the hardware device used to record your voice.
2. Name the gadget that has pieces of pictures to be arranged correctly.

Fill in the blanks

Windows 7

All Programs

wallpaper

Accessories

Sound Recorder

Window Color

1. The background picture of the Computer desktop and Tablet opening screen is known as wallpaper.....
2. Windows 7..... is an operating system.
3. To open the Sound Recorder program click the Start button → All Programs → Accessories → Sound Recorder.
4. Window Color changes the colour of window borders, Start menu and taskbar.

D

Match the following gadgets with name



Calendar



Clock



Slide Show



Picture Puzzle



Exercises – Section-B

Multiple Choice Questions

Tick (✓) the correct option.

1. Purple Place is a game.....
 (a) wallpaper (b) screen saver (c) game
2. Sound Recorder option is present in Accessories.
 (a) Control Panel (b) Entertainment (c) Accessories



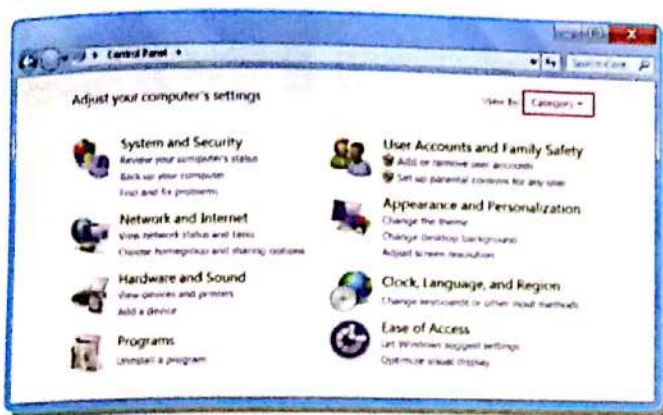
For example, there is an option to change the settings of the mouse, by replacing standard mouse pointers with animated icons that move on the screen and so on.

To open the Control Panel window, follow the given steps:

Step-1 Click the Start button.

Step-2 Click the Control Panel option.

The Control Panel window that appears on the screen shows a number of options.



Control Panel (Category view)

The Control Panel of Windows 7 can be seen in three different views (Category, Large icons, Small icons).

You see many categories in the Control Panel window like Appearance and Personalization, Hardware and Sound etc. Each category has its own specific purpose.

Practical in Computer Lab






1. Open Control Panel window.
2. Write down some of the options you see in the Category view.

Multiple Choice Questions

Tick (✓) the correct option.

1.button shows the preview of the selected screen saver.

(a) Apply	<input type="checkbox"/>	(b) Preview	<input checked="" type="checkbox"/>	(c) View	<input type="checkbox"/>
-----------	--------------------------	-------------	-------------------------------------	----------	--------------------------
2. The MS Windows 7 Logo is

(a) 	<input type="checkbox"/>	(b) 	<input checked="" type="checkbox"/>	(c) 	<input type="checkbox"/>
---	--------------------------	---	-------------------------------------	---	--------------------------
3. Mouse settings can be changed using

(a) MS Word	<input type="checkbox"/>	(b) desktop background	<input type="checkbox"/>	(c) Control Panel	<input checked="" type="checkbox"/>
-------------	--------------------------	------------------------	--------------------------	-------------------	-------------------------------------